



analytix

Business Intelligence and Real-time Analytics.

We make breakthrough solutions that revolutionise the way TMCs and Travel Managers access, view and use data.

Our mission is to empower TMC's across the globe with accurate, accessible, real-time data that drives success.

It all started with two passionate people. One, a savvy travel business leader with a passion for data, and the other an expert in all things technical. Both were obsessed with solving complex problems in aggregating, consolidating, normalising, cleansing and visualising data for the travel industry. These were, and still are, the fundamental ingredients of Travelogix.

The Travelogix suite of cloud-based solutions provides TMCs and Travel Managers with immediate, easy access to real-time travel management data, reports and analysis. We make analysing this data fast, accurate and powerful.

Our software allows Consortia, TMCs and Travel Managers to unlock the value of their data and turn it into a strategic, competitive asset that delivers maximum customer satisfaction and ROI.

Serious Solutions, Friendly Company.

Software and solutions are our craft and our passion. At Travelogix we engineer beautiful, cutting-edge travel data management products that solve problems, reduce costs, improve efficiency and boost customer satisfaction.

But as much as we love building intelligent software, we think our people and company culture are our most important assets. Our team has spent years mastering their craft and bring together decades of travel and development expertise to deliver best in class software as a service.

We also pride ourselves on listening to our clients and suppliers; regular client assemblies ensure that we stay abreast of industry trends and client demand so that we can continue to be ahead of the curve.

When you choose Travelogix, you get more than just software, you get our commitment to continuous development and our relentless devotion to your satisfaction.



**We empower
customers,
transform processes
and push progress!**

Powerful Data Management

Analytix reinvents the way TMCs and travel managers view and analyse their travel data

Analytix is a powerful cloud-based, business intelligence solution, that automates the consolidation of data from multiple back office and booking systems. It provides a single source of truth to TMCs and Travel Managers alike, via immediate, intuitive and interactive reports and customisable dashboards.

100% web-based, Analytix offers a clean and feature rich UI with modern interface and simple navigation providing visibility of important information, quickly and easily, anytime, anywhere.

Analytix at a glance:

- Multi-Platform Consolidation
- Real-time and On-demand Access
- Customisable Dashboards
- Multi-level Drill Downs
- Back Load of Historic Data
- Powerful Data Search
- Fully Browser Based
- Data Export Facilities
- Subscription Based. Support Included

Automated Data Consolidation

A single source of truth

We understand that today's TMC needs to use a variety of systems and booking platforms to meet the ever changing demands and expectations of clients. Whilst this delivers what your client needs it can make it a very overwhelming, complex and error-prone process when it comes to compiling and analysing data.

Analytix removes the manual processes associated with data management by automatically consolidating data from multiple back office systems and point of sale systems – thus reducing the process from days every month to just seconds.

For TMCs who share clients across regional or global networks, Analytix can also seamlessly consolidate data from multiple TMCs to provide a shared client with a single reporting platform containing data in any currency.

Complete Integration

No touch, no fuss

By working with your own back office and point of sale systems, Analytix can integrate up to 3 years' worth of historic data into one platform, giving you complete visibility of all the information you need, right from the start.

Analytix can also cleanse your data, removing duplicate entries and the need for manual changes. Whether you want it to be loaded weekly, daily or hourly we'll work to your schedule and arrange an automated upload routine that meets your requirements.

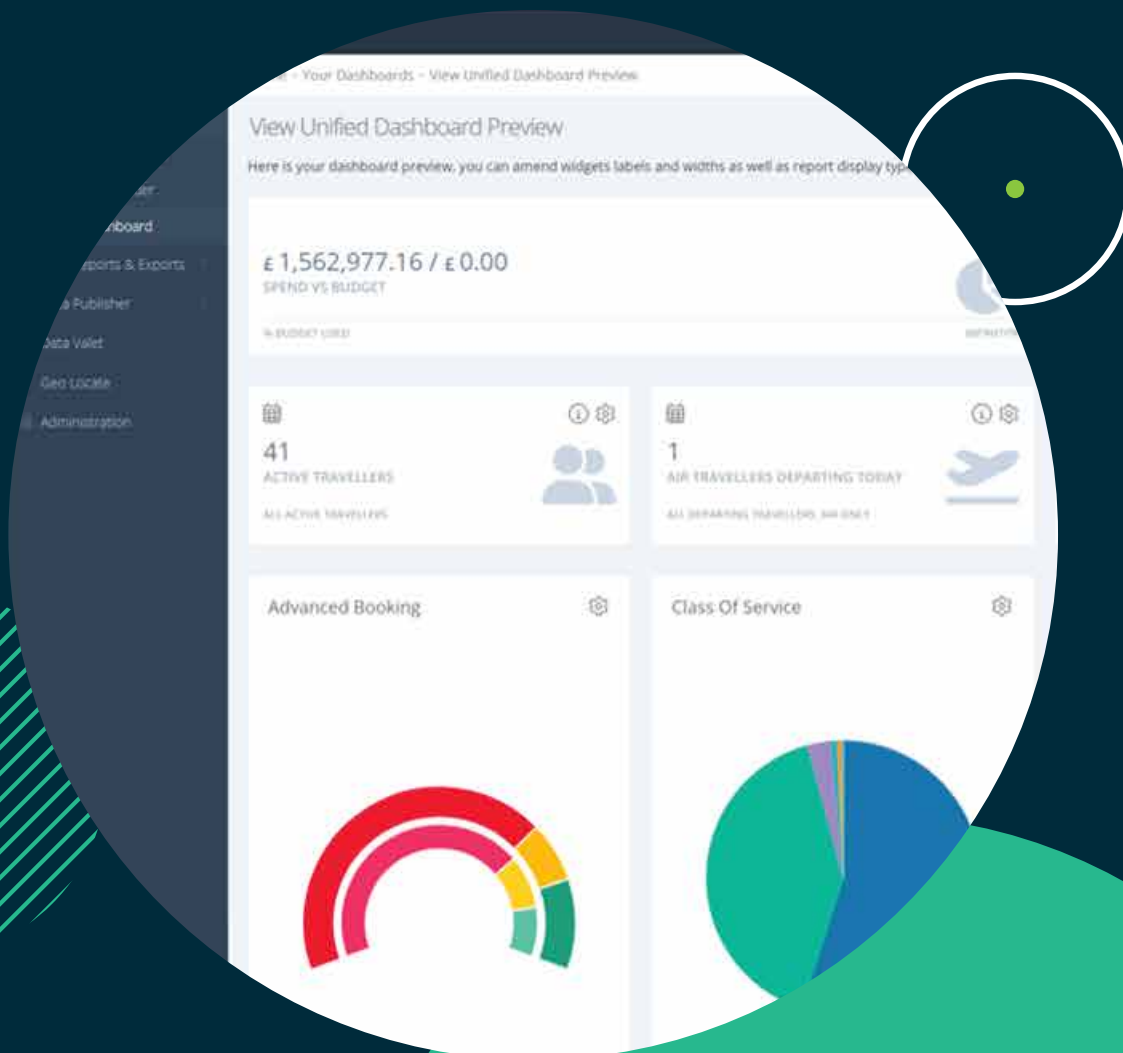


What are Unified Dashboards?

Welcome to the dawn of Unified Dashboards

Unified Dashboards has been designed to give all users of Analytix a slicker user experience and improved efficiencies when it comes to dashboard management and creation.

But ultimately, Unified Dashboards will change the way our users view, interact with and analyse their data by giving them the ability to journey through a data set in any number of ways directly from the dashboard.



Faster Dashboard Creations

Unified Dashboards allow users to create dashboards containing any number of reports quicker than ever.

In just a few clicks, a user can choose the widgets and the primary reports they want to display on the dashboard, how they want the data displayed, how they want the dashboard laid out and the criteria they want to apply to all reports.

Create, Adapt & Share Dashboard Templates

Whether you want to create your own custom templates, adapt the pre-built templates from the Unified Dashboard library or even share templates with other users within your agency, the new Unified Dashboards capabilities give you all this and more.

Guarantee consistency in how data is delivered and presented to your customers by creating and sharing your own in-house customised dashboard templates.

Greater Layout Flexibility

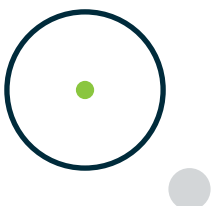
Unified Dashboards contain some exclusive features giving users the ability to be more creative with how they present data.

As with regular dashboards, users can resize reports and widgets and drop them into position. On top of this, users can now duplicate reports, change the chart display types, and change the grouping level of reports directly from the dashboard. This means a user can very quickly create a supporting table or breakdown for a graphical report and display it in line on the same dashboard in just seconds.

On-Dashboard Analysis

Like *Slice & Dice*, but *Slicier & Dicier...* because Unified Dashboards share a common dataset meaning that users can use the reports on the dashboard as live filter selections.

If you see a number that grabs your attention, simply click on it and all of the reports on the dashboard will update. You can keep clicking and analysing data will update. You can keep clicking and analysing data right down to an individual record.



Customisable Dashboards

Real-time visibility

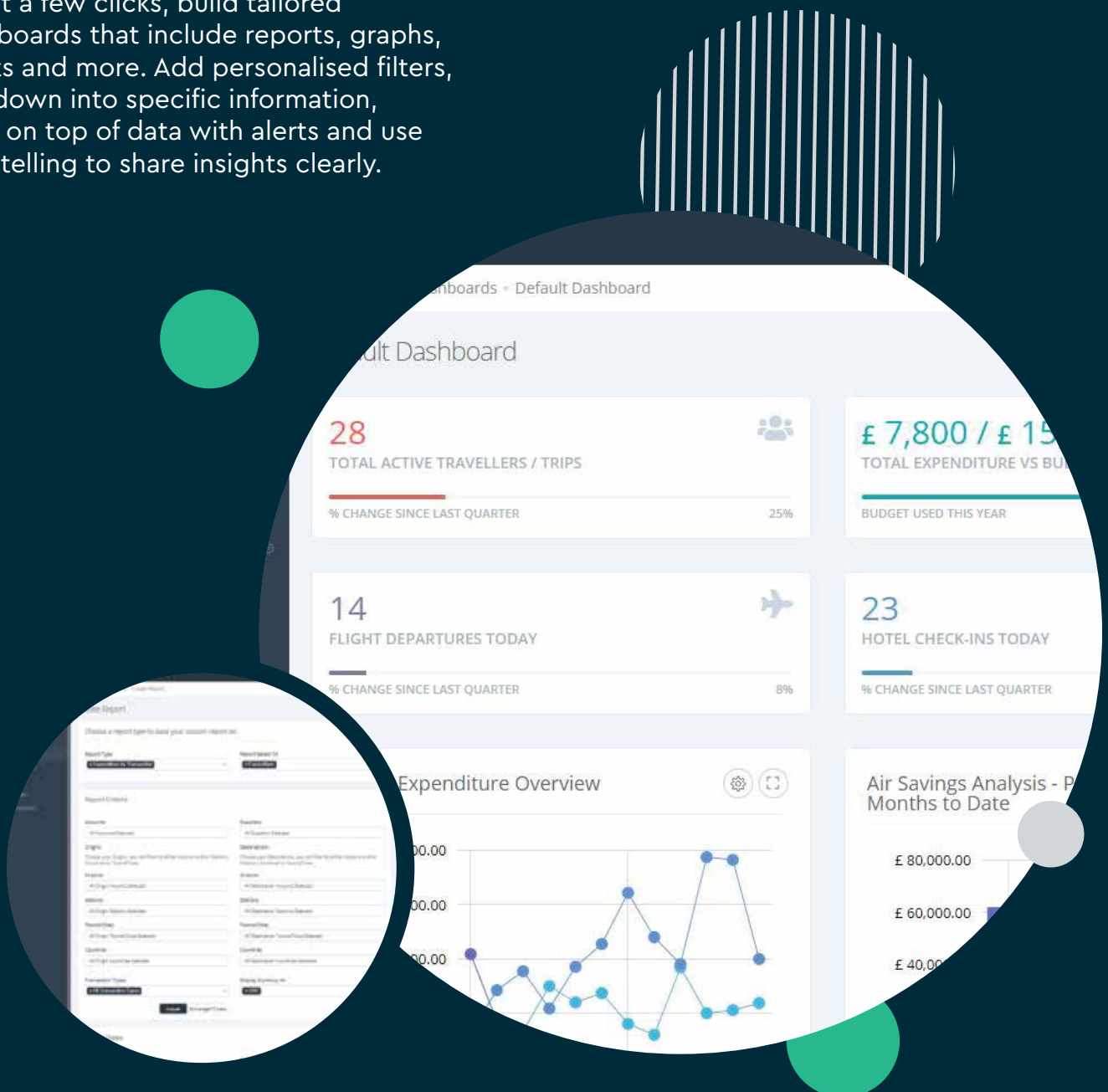
A good dashboard informs at a glance. A great dashboard combines high performance and ease of use to help you get data-driven answers to your deeper questions. Building dashboards within Analytix allows even non-technical users to create interactive, real-time visualisations in minutes.

In just a few clicks, build tailored dashboards that include reports, graphs, charts and more. Add personalised filters, drill down into specific information, keep on top of data with alerts and use storytelling to share insights clearly.

Multiple Dashboards

A clearer picture

Analytix also enables you to create and manage multiple dashboards. Quickly prepare and present multiple data sets across dashboards for as many clients and key stakeholders as required.



Real-time Insights


Answer questions as they arise

Data is knowledge and with Analytix you can transform huge amounts of data into real-time actionable reports and dashboards within seconds. We put data at the centre of your decisions enabling you to track how accounts are performing and provide key metrics to determine booking behaviour, trends, identify outliers, and unearth hidden insights.

Slice and Dice

More freedom to investigate

Tell stories and take a journey through your data. With Analytix you can micro-analyse any data set right down to individual records so that you can quickly identify common trends within data sets without the need to generate multiple reports.



Automated Report Generation

Be informed and inspired

Traditionally, generating reports from multiple data was difficult, time consuming and often resulted in the delivery of inaccurate data, thus leading to a loss of confidence in the overall service.

With Analytix' built in automation you and your clients can be assured of consistency in the way data is collected and guaranteed accuracy in the way data is reported. Analytix does all the calculations giving all users access to real time, validated data on demand from anywhere.

Analytix is delivered with a standard library of 40 reports with criteria that can be adjusted to create thousands of combinations of reports. There's also the ability to compile branded report packs with DataPublisher. We can even work with you to create your own custom reports.

Quicker User Onboarding

Coming soon... No more manually creating dashboards every time you onboard a new customer or user.

We have a vision which will streamline user onboarding and ensure consistency of data delivery across multiple customers. Simply choose which dashboard templates you want the user to see upon login, then select your criteria and it's done!



Fast Reports

Take action

Our fast reports feature provides an immediate snapshot of critical metrics. Choose from a library of the most commonly requested reports and present them at the top of any dashboard – ideal for busy travel managers on a deadline.

Permissions

The right data for users

Whether you are building an agency user or a client user Analytix puts you in complete control. Choose which features, content and data each user can access and tailor their setup to their role.

Client Access

Self-service analytics

By providing direct client access to Analytix you no longer need to be the go-between for your client and their data.

With secure login access on a dedicated sub-domain, your clients can simply login to their own area and get real-time access to their data.

Powerful Data Search

Search all of your data sets in seconds

Being able to find exactly what you're looking for is a wonderful thing. Being able to do so faster is priceless. Search any keyword or date range and Analytix will generate a list of relevant results within seconds.

"Travelogix provide us with a comprehensive data management system allowing us to analyse our clients spend and travel trends. Analytix allows us to produce professional, informative and easy to use reports in a matter of minutes both saving time and improving customer satisfaction"

"The support is second to none. The team, including senior management, are easily accessible, friendly and efficient."

Martin Pearce.
Managing Director.
Omega Business Travel.

Comprehensive Drill Down

Dive deeper and go further

A top-level summary report can be great, but getting to grips with the finer details within it can give you the insight you need to make better decisions. Analytix gives you instant knowledge of different depths of the data with a comprehensive drill down tool. You can interrogate data directly from within your reports, seeing all the way down to individual booking invoice details. When you can see the individual parts that make up your report, you get a much deeper understanding of the headline figures too.

The screenshot displays the 'Report Drilldown' interface. At the top, there's a 'Show 100 entries' dropdown. Below this is a table with columns: Passenger, Account, Transaction Type, Supplier, and Departure Date. The table lists five passengers, all from 'THE CONNECTED CORPORATION (18CONN)'. The last entry, 'PETER SKOULDING', is expanded to show detailed transaction information.

TRANSACTION DETAILS

LEAD PASSENGER NAME	TOTAL PASSENGERS	RECORD REFERENCE	BOOKING
PETER SKOULDING	1	116752/36/1	31ST DEC

ITINERARY

FLIGHT NUMBER	CLASS	DEPARTURE DATE	DEPARTURE AIRPORT	DEPARTURE TIME
BA143	F	9TH DECEMBER 2019	LONDON (LHR)	11:15
BA256	F	13TH DECEMBER 2019	DELHI (DEL)	11:00

COSTS

BASE FARE	TAXES
£3,506.00	£514.02

OTHER INFORMATION

COST CENTRE (PROMOTED)
THE CONNECTED CORPORATION (18CONN)

White Labelled

Brand our technology as your own

Our white label package means that Analytix can be branded for your company, giving your clients the comfort of a system that looks like your own proprietary solution. You can even offer your clients the system in their own branding for an extra touch of personalisation.

Hosted and Highly Secure

Skip the setup time and hardware cost

Get up and running in minutes and seamlessly add users to your subscription as your needs grow. Analytix is a fully hosted solution, so you'll never have to configure servers, manage software upgrades, or scale hardware capacity.

We take security seriously. All data is securely hosted and backed-up on dedicated servers. Our ISO27001:2013 accreditation is a commitment to ensure security is always delivered to the highest standard.



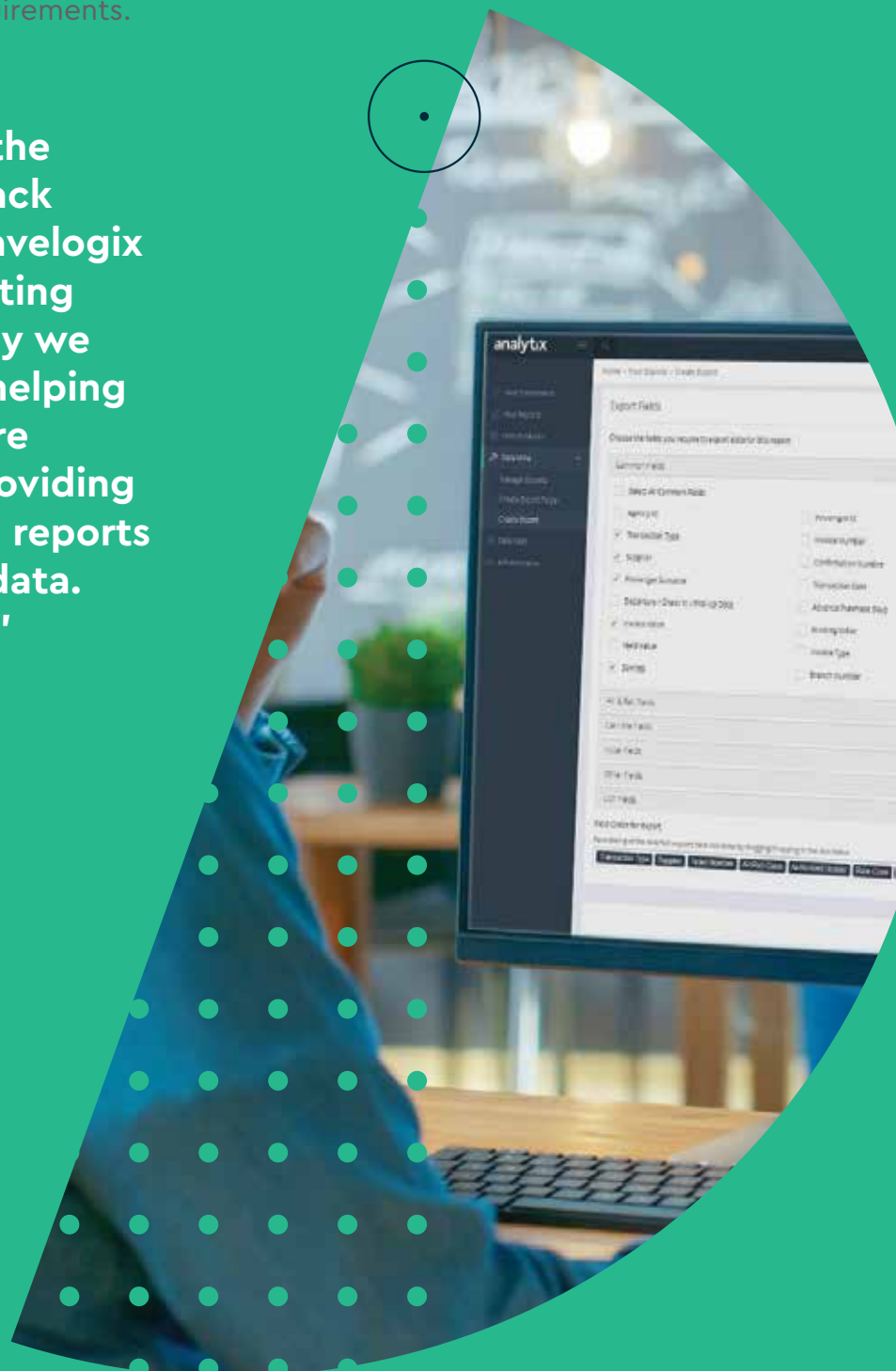
Enhanced Data Export


Work independently

Exporting your data into CSV or Excel formats means that you can access, analyse and manipulate data outside of Analytix. You can even select the data fields you're interested in and customise and schedule the export to your own requirements.

"Finally, released from the constraints of legacy back office MIS reporting, Travelogix revolutionary live reporting has transformed the way we view our clients' data, helping us to manage them more efficiently, as well as providing professionally designed reports with up-to-the minute data. This is a game changer."

Mark Colley.
Managing Director.
Sunways Business Travel.





Advanced Functionality

Flexible additional modules for total data management

DataShare

Share and collaborate in the cloud

DataShare enables you to schedule and share reports via a secure link so recipients can view and explore real-time data, on demand, on any device, without the need for them to have platform licenses.

DataMine

Build and schedule customise data exports

DataMine extracts new and enhanced data so you can to build and schedule customised reports and data exports the way you want.

DataValet

Ensure that all of your data is correctly recorded and formatted

DataValet is there to make sure that all your data is correctly recorded and formatted. With DataValet you can build custom data checks for specific clients to ensure that the data being sent is clean, relevant and meets the clients specific internal protocols.

As DataValet uses artificial intelligence, it will continue to learn and evolve, knowing when data has been entered incorrectly and fixing errors and duplications. Not only does it automatically correct errors, it also learns the most common mistakes and suggests further autofixes, saving you time.

"The flexibility and power of data valet has been a game changer for us as a TMC by completely removing the time consuming processes involved in cleaning and adjusting data every month."

Kimberley Oprey.
Operations Manager.
Stewart Travel Management.

DataPublisher

Automatically compile a series of reports into an attractively branded report pack

Compile reports into a branded report pack with DataPublisher. Tailor reports specifically for clients and add comments and observations so important points are seen and understood.

DataPublisher also includes elements of DataShare which means recipients of report packs can also click on content within the PDF report pack to view the latest, interactive version of the report online, anytime.



We integrate with great partners and are trusted by great brands

Our list of integration partners is growing all of the time. Below are a selection of companies who we are proud to call our integration partners.

We can also create custom solutions for TMCs who may have developed their own in-house systems, use less common platforms or have the odd quirky process. Whichever systems you use we're sure to have a solution that meets your requirements.





861 Birchwood Boulevard
Warrington
Cheshire WA3 7QZ
United Kingdom

+44 (0) 843 5077 999
travelogixltd.com
getintouch@travelogixltd.com